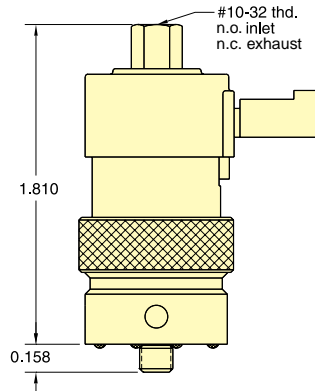


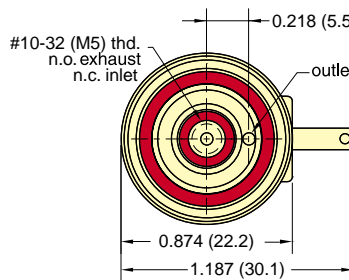
EV, ET, EC SERIES 3-WAY FULLY PORTED VALVES MANIFOLD MOUNT



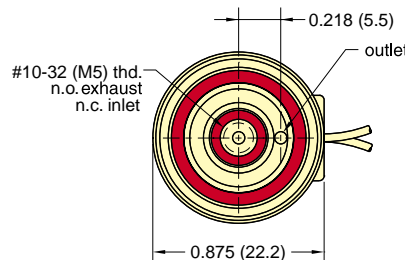
ECO - 3M - □ - □



ETO - 3M - □ - □



EVO - 3M - □ - □



Type: Fully Ported 3-Way

Medium: Air

Temperature Range: 30° to 180°

Power Consumption: 0.67 watt

Response: 5 - 10 milliseconds

Mounting: Manifold

Ports: Manifold mounted with #10-32 (M5) stud

Operating Range: 90% to 150% of rated voltage

Air Flow: 0.6 scfm @ 100 psig*;
15 l/min @ 7 bar

"L" option - 0.5 scfm @ 50 psig;
15 l/min @ 3.5 bar;

"H" option - 0.45 scfm @ 25 psig;
14 l/min @ 1.8 bar;

* When air supply is connected to the top port to operate valve normally open, main flow is 0.9 scfm and exhaust flow is 0.6 scfm at 100 psig.

Pressure Range:

28" Hg Vac. to 105 psig;
0-7 bar max

"L" option:

28" Hg Vac. to 50 psig;
0-3.5 bar max

"H" option:

28" Hg Vac. to 25 psig;
0-1.8 bar max

For Cable and Connectors,
see Page 184.

NUMBERING SYSTEM

E □ O - 3 - M □ - □ - □

C - Connector
T - Terminal Spades
V - Wire Leads

Voltages: *
6 - 6 Volts
12 - 12 Volts
24 - 24 Volts

Standard Options:
Blank - Standard orifice 0.025

L - 0.040 orifice
H - 0.060 orifice

V - Viton® seals

Non-Standard Options:

E - EPR seals

S - Silicon seals

D - Diode

M5 - Metric

* Consult factory for availability of non-standard voltages and other options